



FAA IACRA

Application for Foreign Based PPL



Log Into IACRA

The screenshot shows the IACRA login interface. At the top left is the Federal Aviation Administration logo. Below it is a navigation menu with links: Home, What's new in IACRA, Frequently Asked Questions, Aircraft Search, Site Feedback, Contact Us, Training and Documentation, Helpful FAA Links, and Available Certifications and Ratings. The main content area is titled 'IACRA - Login' and contains a login form. The form includes a key icon, a message: 'If you have already registered, log in below. If not, please [Click Here to Register](#).', a 'User Name' field with 'christophay', a 'Password' field with masked characters, a link for 'Forgot your username or password?', and a note: '(Please try the online username/password recovery before calling the help desk)'. Below the form are 'Log In' and 'Cancel' buttons. A blue callout box points to the 'Log In' button. At the bottom, there are three columns: 'U.S. Department of Transportation Federal Aviation Administration' with contact info, 'Readers & Viewers' with icons, and 'Government Sites' with links to DOT.gov, USA.gov, Recovery.gov, Regulations.gov, and Data.gov.

Log In



Start a New Application on IACRA

IACRA Home

IACRA - Start Application

1) Application Type

Type of Application
Pilot

2) Certifications (Hide Details) ▾

Pilot Certifications

- [Airline Transport Pilot](#)
- [Commercial Pilot](#)
- **Private Pilot**
 - [Standard](#)
 - [Foreign-Based](#)
 - **CFR 61**
 - [Original](#)
 - [Added Category/Class](#)
 - [Added Type Rating](#)
 - [Added Instrument Rating](#)

Certificate Information

Private Pilot

For certification requirements, follow the link to the applicable section of the Code of Federal Regulations [61.102](#)

Choose Pilot

Private

Foreign Based

Original



Next – Click ‘Start’

IACRA Home

IACRA - Start Application

1) Application Type

Type of Application

Pilot

2) Certifications (Show Details...)

3) Other Path Information

Other Path information may be required later in the application process.

4) Start Application

Please verify all of the information before starting the application.

Start Application

Certificate Information and Help

Private Pilot > Restricted (Foreign-Based - CFR 61.75) > Original Issuance

For certification requirements, follow the link to the applicable section of the Code of Federal Regulations [61.75](#)

“Click” for next screen



1) Check All Your Personal Information

The screenshot displays the FAA's online portal. At the top left is the FAA logo and the text 'Federal Aviation Administration'. On the top right are links for 'Log Out', 'Console', and 'Help'. Below this is a navigation bar with six tabs: '1. Personal Information' (with a green checkmark), '2. Certificate Sought' (with a red X), '3. Certificate Held' (with a red X), '4. Supplemental Data' (with a red X), '5. Aeronautical Experience' (with a red X), and '6. Summary' (with a globe icon). A breadcrumb trail reads 'Path: Pilots > Private Pilot > Foreign-Based > Cfr 61 > Original Issuance'. A 'Please Note' section states that information cannot be changed once established with the Airman Registry and provides a link for updates. Below this is a 'Note' about required fields and IACRA tips. The 'Personal Information' section is expanded, showing a 'First Name' field with the value 'CHRISTOPH'.

Federal Aviation Administration

Log Out
Console
Help

1. Personal Information 2. Certificate Sought 3. Certificate Held 4. Supplemental Data 5. Aeronautical Experience 6. Summary

Path: Pilots > Private Pilot > Foreign-Based > Cfr 61 > Original Issuance

Please Note: The information in this top section cannot be changed once it is established with the Airman Registry. To learn how to update this information please follow this [link](#).


Note: Required fields are marked with an asterisk(*) ? IACRA Tips: [Turn On](#) [Turn Off](#)



Personal Information

First Name: CHRISTOPH



2) Confirm – Category and Class Ratings

 **Federal Aviation Administration**

1. Personal Information  2. Certificate Sought  3. Certificate Held  4. Supplemental Data  5. Additional Information 

Path: Pilots > Private Pilot > Foreign-Based > Cfr 61 > Original Issuance

Follow the steps on this screen to enter information about the certificate

- 1) Type of Certificate you are applying for: PRIVATE PILOT
- 2) Select Restricted or Standard: FOREIGN-BASED
- 3) Select the certificate Basis: CFR 61
- 4) Select the type of Issuance: ORIGINAL ISSUANCE
- 5) Click on the applicable links below to enter data about the certificate you are seeking

[Click here to Select the Category/Class Ratings](#)

“Click” for next screen and add: Helicopter/Airplane, Single Engine/Multi

IACRA - Multi Search/Selection — Mozilla Firefox

https://iacra.faa.gov/IACRA/RDLmultiSelectionSearch.aspx?fieldName=document.frmCertificate

Category/Class Ratings

Select search criteria: Enter 1 or more Characters and click Search

Type

Description

Click items below to Add to the Selected List

Description
AIRPLANE LAND
AIRPLANE MULTIENGINE LAND
AIRPLANE MULTIENGINE SEA
AIRPLANE SEA
AIRPLANE SINGLE ENGINE LAND
AIRPLANE SINGLE ENGINE SEA
GLIDER
GYROPLANE

Selected List

Click items below to Remove from the Selected List

Description
AIRPLANE LAND
ROTORCRAFT HELICOPTER
AIRPLANE MULTIENGINE LAND



3) Add Foreign Licence Details

 **Federal Aviation Administration**

1. Personal Information  2. Certificate Sought  3. Certificate Held  4. S...

Path: Pilots > Private Pilot > Foreign-Based > Cfr 61 > Original Issua

Follow the steps on this screen to input information al

1) Do you now hold or have you ever held an FAA pilot Certificate?
Do you hold a Foreign Pilot License of Private grade or higher without IC
Limitations?

2) Click on the link(s) below to enter data about the certificate(s) you cu
the certificates you currently hold.)

[Click here if you hold a Foreign Pilot License](#)

Click to Fill
Form

IACRA - Certificate Held Information — Mozilla Firefox

https://iacra.faa.gov/IACRA/CertificateHeldDataChildren.aspx?FarTypeId=3&RestrictionTypeID=5&Type=F

Foreign License

Enter your license number

Enter the Issuing Country

[Click here to enter ATP category/class ratings.](#) [Click here to enter ATP type ratings.](#)

[Click here to enter Commercial category/class ratings.](#) [Click here to enter Commercial type ratings.](#)

[Click here to enter Private category/class ratings.](#) [Click here to enter Private type ratings.](#)

OK CANCEL HELP

3) Next



Federal Aviation Administration

Log Out
Console
Help

1. Personal Information 2. Certificate Sought 3. Certificate Held 4. Supplements Data 5. Aeronautical Experience 6. Summary

Path: Pilots > Private Pilot > Foreign-Based > Cfr 61 > Original Issuance

Follow the steps on this screen to input information about the certificate(s) you now hold.

1) Do you now hold or have you ever held an FAA pilot Certificate? Yes No
Do you hold a Foreign Pilot License of Private grade or higher without ICAO Limitations? Yes No

2) Click on the link(s) below to enter data about the certificate(s) you currently hold. (Enter data for all of the certificates you currently hold.)

[Click here to EDIT Foreign Pilot license information](#) [Delete This Certificate](#)

License Number: 0270283742	Issu AFRICA	ATP Category/Class Ratings AIRPLANE MULTIENGINE LAND ROTORCRAFT HELICOPTER	
-------------------------------	----------------	--	--

Previous Next

Scroll All The Way Down

4) Medical etc.



1. Personal Information 2. Certificate Sought 3. Certificate Held 4. Supplemental Data 5. Aeronautical Experience 6. Summary

Path: Pilots > Private Pilot > Foreign-Based > Cfr 61 > Original Issuance

Answer the following questions required on the Airman Certificate and/or Rating Application.

Do you hold or have you ever held a Medical Certificate or are you applying under BasicMed? Yes No

Please Note: Military medical certificates do not require Class of Medical Certificate or Name of Examiner and can be left blank.

Select the certificate Type. FAA Foreign Military BasicMed

Enter the date of issue of your Medical Certificate. (mm/dd/yyyy)

Enter the date of expiration of your Foreign Medical Certificate. (mm/dd/yyyy)

Select the certificate class. First Second Third

Enter the Examiners name.

Have you been convicted for violation of Federal or State statutes relating to narcotic drugs, marijuana, or depressant or stimulant drugs or substances? Yes No

Do you read, speak, write, & understand the English language? Yes No

Have you previously failed the practical test for the certificate or rating for which you are applying? Yes No

5) Total Experience

Fill 8710 form with all your hours – SAVE FREQUENTLY

This will take a while, so SAVE HOURS frequently in case the system throws you out and you have to re-log in to get back here. You can print an 8710 form (on this site or on google) first while working through your logbook.



Federal Aviation Administration

1. Personal Information 2. Certificate Sought 3. Certificate Held 4. Supplemental Data 5. Aeronautical Experience 6. Summary

Profile > Private Pilot > Foreign-Based > Or 81 > Original Issuance

Enter any flight hours for this application into the Aeronautical Experience Grid, if applicable. Please click 'Save Hours' periodically in the event you experience a time out.

Save Hours

Aeronautical Experience Grid

	Airplane	Rotorcraft	Powered Lift	Glider	Lighter than Air	FTD	FTG (Simulator)	ATD
Total								
Instruction Received								
Solo								
PI and SIC	PI SIC	PI SIC	PI SIC	PI SIC	PI SIC			
Country Instruction Received								
Country Solo								
Country PI SIC	PI SIC	PI SIC	PI SIC	PI SIC	PI SIC			
Instruments								
Night Instruction Received								
Night Take-off/Landing								
Night PI SIC	PI SIC	PI SIC	PI SIC		PI SIC	PI SIC	PI SIC	
Night Take-off/Landing PI SIC	PI SIC	PI SIC	PI SIC		PI SIC	PI SIC	PI SIC	
Number of Flights								
Number of Aero-Tows								
Number of Ground Launches								
Number of Powered Launches								

Class Hours

Airplane - SOL PI:	Airplane - SOL SIC:	Airplane - MDL PI:	Airplane - MDL SIC:

Class hours entered will go to the appropriate Record of Pilot Time on the 8710-1. Failure to enter the appropriate hours, if required, will render the applicant not eligible for the certificate rating sought and will result in a Correction Notice from the Airmen Certification Branch.

Previous Next

6) Summary

Make Sure All Green Tick Marks



Federal Aviation Administration

Log Out
Console
Help

1. Personal Information 2. Certificate Sought 3. Certificate Held 4. Supplemental Data 5. Aeronautical Experience 6. Summary

Path: Pilots > Private Pilot > Foreign-Based > Ctr 61 > Original Issuance

Click the Review Applicant's Certificate Summary button to make sure all the data you have entered is correct, then click the Submit Application button.

You are required to review the Certificate Summary before reviewing the application.

Review Applicant's Certificate Summary

REVIEW APPLICATION

SUBMIT APPLICATION

Previous

Review and Submit

Tips for IACRA Applicants

1. Your application will be validated and any error messages will be displayed above.
2. Your application will not be accepted until all validation errors are corrected.
3. Be sure to thoroughly review the certificate summary and application then make appropriate corrections before clicking the Submit Application button. **If you're not sure that your application is completed correctly, please consult with your Recommending Instructor or Examiner/Evaluator. You may edit the application after submittal and resubmit if necessary.**
4. Know your FTN, IACRA Username and IACRA Password. You will need to give your FTN to your Recommending Instructor or Examiner/Evaluator to proceed. You may also need to log into IACRA to make corrections.
5. If you have questions about how to enter data into IACRA, contact National AVS IT Service Desk. (See Below).

Phone - 1-844-FAA-MYIT (322-6948)
Email - helpdesk@faa.gov

All Done and Submitted?



**Contact me with your FTN
to set up video call with FAA**

instructor@yebo.co.za

